



MAINTENANCE OF AIR COMPRESSOR

We provide selective maintenance services for customers' equipment maintenance. The content is customized for your equipment. You can choose a single price maintenance or choose long-term parts supply or preventive maintenance contract, through the above contract, you can enjoy valued service and guarantee and overhauled and updated parts at competitive price. We also provide energy saving solution, such as energy recovery, frequency conversion, and energy-saving optimization systems, can greatly reduce your production cost.



Only use genuine parts and service of AirHorse Compressor Co., Ltd., to ensure the normal operation of the compressor group and normal life to the greatest extent.



AIR HORSE COMPRESSOR (THAILAND) CO., LTD.

OFFICE ADDRESS : 142/1 Moo 1, Tambon Mabphai, Aumphoe Banbung, Chonburi Province, 20170 (THAILAND)

FACTORY ADDRESS : No.8, Jingbei Road, Zhongxin Town, Zengcheng District, Guangzhou China

Sales Hotline : (66)33 042 453, (66)9 5669 5654

After-sales Hotline : (66)9 5669 5456

AIR HORSE COMPRESSOR (THAILAND) CO., LTD.

● HIGH PRESSURE AIR COMPRESSOR
 ● SCREW AIR COMPRESSOR
 ● SERVO DRIVE SUPER INVERTER
 ● AIR PURIFICATION
 ● SERVICE AND MAINTENANCE

☎ (66)9 5669 5654 , (66)9 5669 5456
 HTTP://WWW.AHAIRCOMP.COM
 HTTP://WWW.SILPENG.COM
 AHAIRCOMP@GMAIL.COM
 INFO@SILPENG.COM

WE SERVE : ONE STOP SERVICE COMPRESSED AIR SYSTEM
CONSULTANT, DESIGN, INSTALLATION AND SERVICE



AIR HORSE
@aircompressor



AIR HORSE COMPRESSOR (THAILAND) CO., LTD.

STATEMENT: Guangzhou AirHorse Compressor Co., Ltd. reserves the right to change the product design and specifications. The final interpretation of the product belongs to this company. If there is any change, it will be subject to change without notice. Please refer to the actual product.



AirHorse Compressor is the professional manufacturer and exporter. We are specialized in screw air compressor research, development and production. The main products include screw air compressor, air dryer, air tank and air filter.

AIRHORSE screw air compressor adopts advanced technology from Europe, using Germany origin air end, SKF bearing, Siemens/Schneider electrical components and other famous brand main spare parts configuration, which ensure its good stability, high efficiency, low noise and long life. It's widely used in power generation, ship building, food, package, electronic, cement, textile, paper-making, gas etc.

With ISO, CE and A SME certificate approved, our air compressors are exporting to more than 100 countries and area. You are warmly welcome to visit our factory and join us for win-win.



ISO Certificate

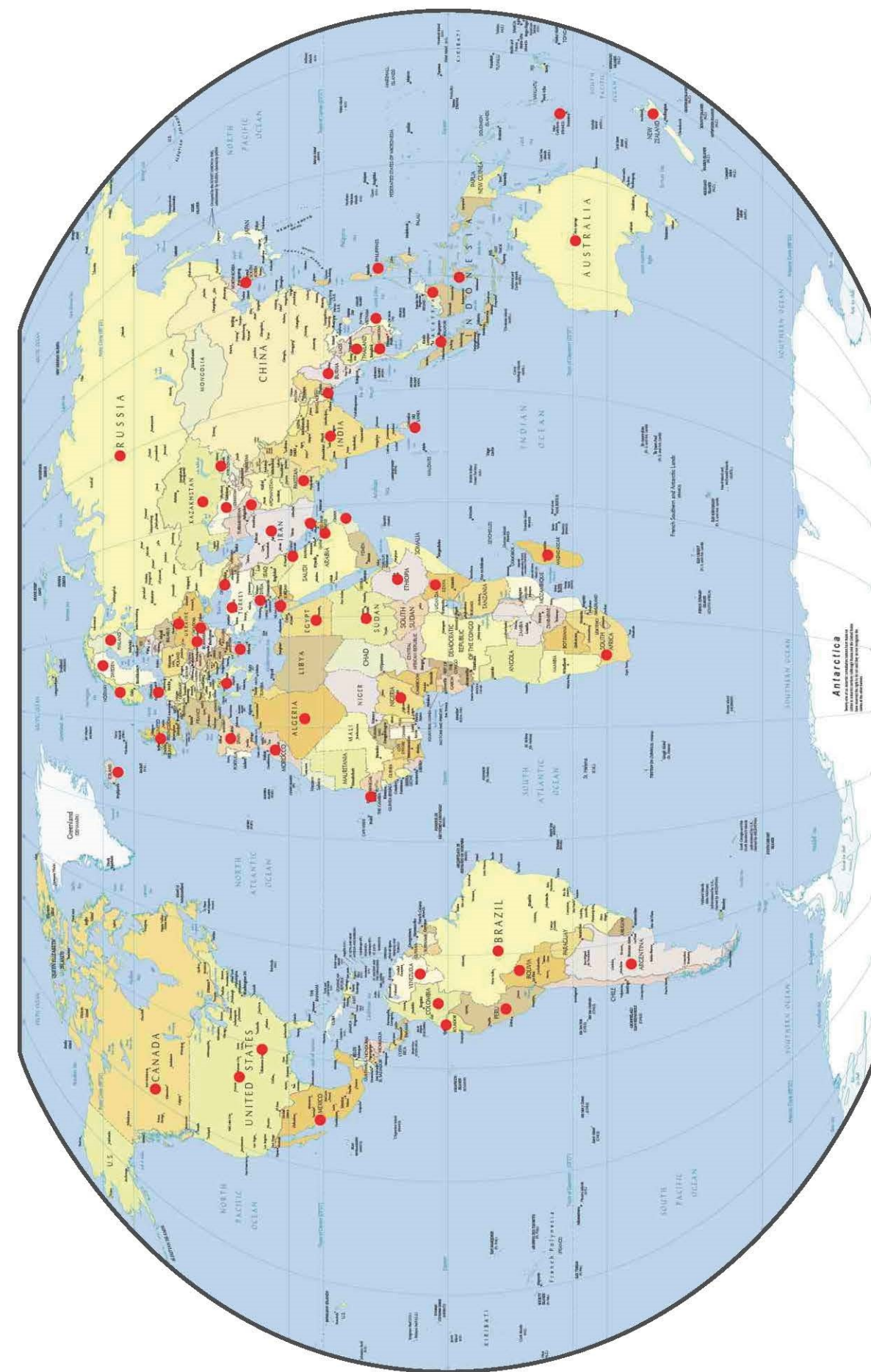


ASME Certificate



Screw Air Compressor
CE Certificate

AIRHORSE AROUND THE WORLD



ไอน้ำ-ไอน้ำมัน



AIR END (GERMAN TECHNOLOGY)

Famous brand air end with SKF bearing, the powerful heart decides the high performance of the whole machine, to make sure bigger air capacity, higher efficiency, high precision process rotor, extend the life of the moving parts efficiently.

มั่นใจ ไว้กังวล กับระบบแยกน้ำ-น้ำมัน ออกจากลม ประสิทธิภาพสูงสุด ที่จะให้คุณได้ลมอัดคุณภาพสูง สำหรับใช้งานในระบบ

บำรุงรักษาง่ายไม่จุจิก

เพราะการออกแบบปั๊มแบบสกรู ของ แอร์ ฮอร์ส ให้มีชิ้นส่วนสิ้นเปลืองน้อย ใช้เฉพาะอุปกรณ์ที่จำเป็นต่อการทำลมอัด ลดการใช้อุปกรณ์สิ้นเปลือง ข้อต่อ ข้องอ ที่น้อย ทำให้ความเสี่ยงในการรั่วของน้ำมันตามข้อต่อลดลง การสึกหรอ ในชิ้นส่วนต่าง ๆ จึงน้อยลงด้วย



CONTROL PANEL (CHINESE, ENGLISH, RUSSIAN, SPANISH AVAILABLE)

AirHorse control panel provide the most cost effective maintenance program, to ensure trouble-free operation, almost like a built-in service technician.

ใช้งานต่อเนื่อง 24 ชั่วโมง

ด้วยระบบระบายความร้อน และวัสดุคุณภาพสูง พร้อมทั้งระบบเซฟตี้กว่า 10 จุด ตั้งแต่ลมเข้า แรงดัน อุณหภูมิ ฯลฯ ที่ติดตั้งในตัวเครื่อง ทำให้คุณสามารถใช้ลมอัดคุณภาพสูงได้อย่างอุ่นใจ ต่อเนื่อง ตลอด 24



COOLING SYSTEM

Design of large heat exchange area, can effectively avoid high temperature and adapt to bad working condition to ensure longer life.

ประหยัดไฟ

เพราะทำลมได้รวดเร็ว กว่า ไม่มี ความสูญเสียจากการทำงาน การดูดและอัดลมแบบ เข้า 100 ออก 100 จึงเป็นเหตุผลที่ทำให้ปั๊มแบบสกรูจากแอร์ ฮอร์ส ประหยัดไฟกว่าปั๊มแบบลูกสูบ อย่างน้อย 30%



ELECTRICAL BOARD (SIEMENS/SCHNEIDER)

Main electrical components use the world famous brand Schneider, Siemens etc., professional wire input design, strong function to diagnose fault and protect automatically.

เสียงเงียบ

หลักการทำงานของปั๊มแบบสกรู ที่เบามากจนคุณแทบไม่รู้สึกว่าเครื่องกำลังทำงานอยู่ ด้วยเสียงรบกวนที่ต่ำกว่า 65 เดซิเบล



MOTOR

Using well-know brand high performance motor, protection class Ip54, F Class insulation, SKF load bearing, higher efficiency than similar products by 3%-5%.

ลมแรง

ด้วยประสิทธิภาพการทำลม ที่เสถียรและรวดเร็ว กว่าปั๊มแบบลูกสูบ ทำให้ลมที่ได้ นิ่ง ไม่กระชากเป็นช่วง ๆ



INTAKE VALVE

Automatically adjust based on gas consumption, low maintenance, good stability, large inlet air.

SCREW AIR COMPRESSOR (BELT TYPE)



SCREW AIR COMPRESSOR (BELT TYPE)

AirHorse screw air compressors with V-belt drive use Germany technique which provide high quality air, low noise and high efficiency. It's more elegant, easy to install, simple operation and maintenance.



TECHNICAL SPECIFICATIONS (BELT DRIVEN TYPE)

MODEL	AHB-5A	AHB-7A	AHB-10A	AHB-15A	AHB-20A	AHB-25A	AHB-30A	AHB-40A	AHB-50A	AHB-60A	AHB-75A	AHB-100A
Free air deliver / Discharge pressure (m³/min/Mpa)	0.55/0.8	0.85/0.7 0.75/0.8	1.2/0.7 1.1/0.8 0.9/1.0 0.7/1.2	1.6/0.7 1.5/0.8 1.3/1.0 1.1/1.2	2.5/0.7 2.3/0.8 2.1/1.0 1.9/1.2	3.2/0.7 2.9/0.8 2.6/1.0 2.2/1.2	3.8/0.7 3.6/0.8 3.2/1.0 2.8/1.2	5.2/0.7 5.0/0.8 4.5/1.0 3.8/1.2	6.8/0.7 6.2/0.8 5.6/1.0 4.9/1.2	7.3/0.7 7.0/0.8 6.0/1.0 5.6/1.2	10.0/0.7 9.1/0.8 8.5/1.0 7.6/1.2	13.5/0.7 12.6/0.8 11.2/1.0 10.0/1.2
Free air deliver / Discharge pressure (CFM/PSI)			20/116	30/102 27/116	42/102 39/116 32/145 25/174	57/102 53/116 46/145 39/174	88/102 81/116 74/145 67/174	113/102 102/116 92/145 78/174	134/102 127/116 113/145 99/174	184/102 177/116 159/145 134/174	240/102 219/116 198/145 173/174	258/102 247/116 212/145 198/174
Compression Stage	Single Stage											
Ambient temperature	-5~+45℃											
Cooling mode	Air Cooling											
Discharge temperature (℃)	Ambient temperature+15℃											
Lubricant (L)	3	3.7	3.7	10	10	14.5	14.5	15	20	20	45	45
Noise level (Db)	62±2		64±2		65±2		66±2		68±2			
Drive method	Belt Driven											
Electricity (V/ph/Hz)	380/3/50											
Motor power (KW/HP)	4/5.5	5.5/7.5	7.5/10	11/15	15/20	18.5/25	22/30	30/40	37/50	45/60	55/75	75/100
Starting method	Direct Starting			Y-ΔStarter (Star Delta Starting)								
Dimension L*W*H (mm)	920*600*695	860*730*960	860*730*960	940*800*1075		1200*950*1150		1400*930*1280	1500*990*1420		1730*1050*1550	1730*1070*1650
Net weight (kg)	135	210	223	315	325	455	491	566	695	745	1090	1240
Air outlet diameter (inch/mm)	3/4"					1"			1 ½"		2"	



SCREW AIR COMPRESSOR (DIRECT TYPE)

AirHorse screw air compressor provides high-quality air you can rely on to avoid costly downtime and production delays. The robust design ensures your processes will function continuously even in the harshest conditions such as temperature up to 55°C. Furthermore, AirHorse air compressors are easy to install and use, they require minimal on-site installation work and simple to operate and maintain.



TECHNICAL SPECIFICATIONS (DIRECT DRIVEN TYPE)

MODEL	AHD-30A	AHD-50A	AHD-75A	AHD-100A	AHD-120A	AHD-150A	AHD-175A	AHD-220A	AHD-250A	AHD-300A	AHD-350A
Free air deliver / Discharge pressure (m³/min/Mpa)	3.8/0.7	6.8/0.7	10.0/0.7	13.5/0.7	16.1/0.7	21.0/0.7	25.2/0.7	28.7/0.7	32.0/0.7	36.7/0.7	42.0/0.7
	3.6/0.8	6.2/0.8	9.1/0.8	12.6/0.8	15.0/0.8	19.8/0.8	24.0/0.8	27.6/0.8	30.5/0.8	34.5/0.8	40.5/0.8
	3.2/1.0	5.6/1.0	8.5/1.0	11.2/1.0	13.8/1.0	17.0/1.0	21.0/1.0	24.6/1.0	27.5/1.0	30.2/1.0	38.1/1.0
	2.8/1.2	4.9/1.2	7.6/1.2	10.0/1.2	12.3/1.2	15.3/1.2	18.3/1.2	21.5/1.2	24.8/1.2	27.8/1.2	34.6/1.2
Free air deliver / Discharge pressure (CFM/PSI)	134/102	240/102	353/102	477/102	569/102	742/102	890/102	1014/102	1131/102	1297/102	1484/102
	127/116	219/116	322/116	445/116	530/116	700/116	848/116	975/116	1078/116	1219/116	1431/116
	113/145	198/145	300/145	396/145	488/145	601/145	742/145	869/145	972/145	1067/145	1346/145
	99/174	173/174	269/174	353/174	435/174	541/174	647/174	760/174	876/174	982/174	1223/174
Compression Stage	Single Stage										
Ambient temperature	-5~+45℃										
Cooling mode	Air Cooling										
Discharge temperature (℃)	Ambient Temperature+15℃										
Lubricant (L)	14.5	20	45	45	75	75	85	85	120	210	220
Noise level (Db)	68±2		72±2			75±2			76±2		
Drive method	Direct Driven										
Electricity (V/ph/Hz)	380/3/50										
Motor power (KW/HP)	22/30	37/50	55/75	75/100	90/120	110/150	132/175	160/220	185/250	220/300	250/350
Starting method	Y-ΔStarter (Star Delta Starting)										
Dimension L*W*H (mm)	1200*900*1150	1560*1000*1365	1800*1070*1490	1800*1070*1490	2100*1400*1780	2500*1450*1800	2700*1550*1800	2700*1550*1800	2800*1800*1950	2800*1800*1950	3250*2100*2300
Net weight (kg)	510	740	1100	1270	1450	2150	2750	3150	3450	3850	4250
Air outlet diameter (inch/mm)	1"	1 ½"	2"			2 ½"			DN80		



VARIABLE SPEED DRIVE SCREW AIR COMPRESSOR

Use AirHorse Variable Speed Drive screw air compressor, you don't need to worry about the complex of electrical installation and programming for the machine. All parts of compressor are assembled before shipment, as long as the main power supply is connected, it can work immediately.

Through the powerful intelligent controller test the pressure of the air system changes continuously, accurate to change the speed, air flow of the air compressor always consistent to the demand of the user's system. Intelligent controller of reaction rate is calculated by milliseconds, and at the same time for speed correction can be made within the 3 ms, make its outlet air pressure control within the minimum range.

INTEL DRIVE FEATURES

High-efficiency induction motor, Integrated Variable Speed Driven (VSD) with speed control, Leading control and protection, Soft starting eliminates drive stress

ECONOMY OF USE

Saves your money by lowering your operation cost. These saving will continue to be delivered to your bottom line year after year.

BEST EFFICIENCY AT PART-LOAD

When operating at part-load, the performance is top in class. The variable speed IntelliDrive avoids load cycling and maintains a steady state of operation, reducing operating and maintenance costs.



"Six" More Advantages

SOFT START LOWERS YOUR OPERATING COST

The gentle start cycle of the IntelliDrive increases the service life, meaning that frequent stop and restart cycles are permitted, without the risk of over-heating.

Multiple Machine Operation

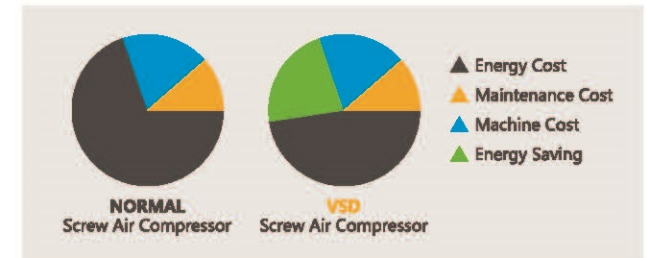
When operating as a pressure trim machine, the power savings achieved by a single compressor is multiplied by additional savings achieved over the full installation.

High Full-load Operating Efficiency

Class-leading performance achieved by state-of-the-art air end design and manufacturing processes, coupled with the reduction of internal losses, means that air end full-load performance.

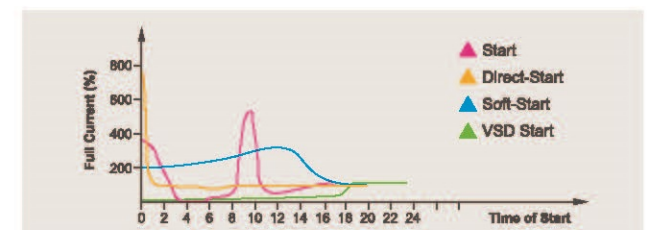
COST

The Guangzhou AirHorse VSD screw air compressor can change the motor RPM precisely according to the air consumption under stable discharge pressure. The compressor only delivers the required air, and only consumes the energy of necessary compressed air. That's why the VSD type screw air compressor can save energy during the whole set machine operation. The cost of saving energy is much higher than the cost of machine itself.



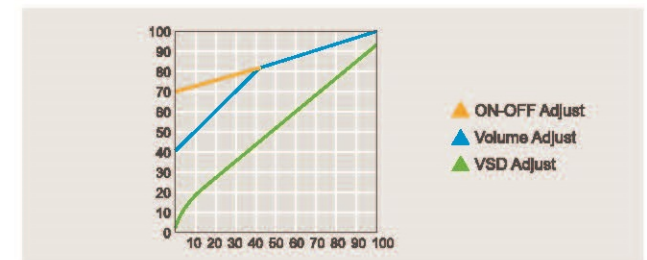
START AND OPERATION

The figure shows a comparison of several types of start up. We can see that the VSD air compressor is slowly accelerating started, more stable than the soft-start compressor, completely avoiding the current peak. Variable speed screw air compressor is ideal for use in areas lacking of electricity.



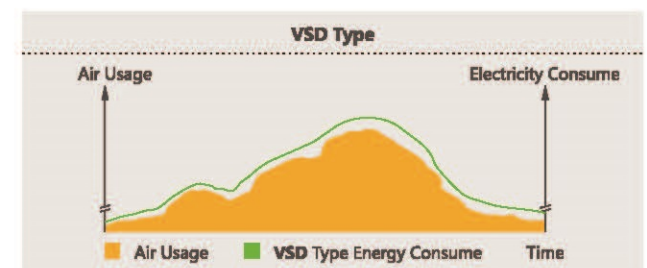
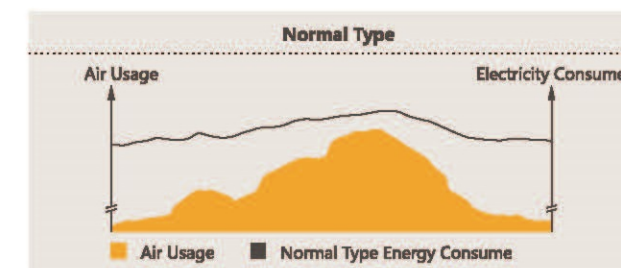
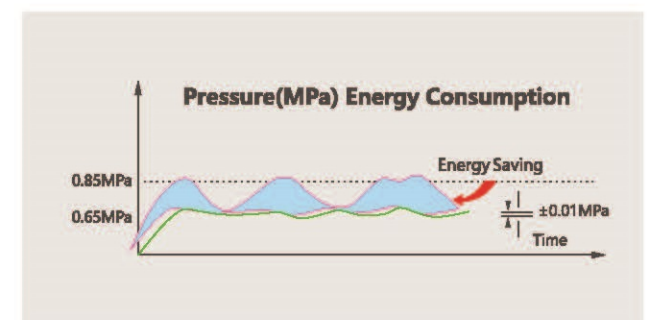
ELECTRICITY SAVING RESULT

According to the research between the VSD screw air compressor and a normal screw air compressor, there are two fields which can display the result of energy saving, the loss of no-loading and loss of fluctuating pressure. For example, for a 55KW screw air compressor, 70% air delivery in a year, the VSD type can save about 80000KWH energy. The cost of VSD can be taken back within two years.



CONSTANT PRESSURE AIR SUPPLY, WITH THE BALANCE OF PRODUCTION

The figure shows the energy consumption comparison between the general air compressor and VSD air compressor. The VSD screw air compressor changes the rotating speed according to air consumption and balance the air supply and air usage. Thus avoiding the machine frequent loading and unloading, making the VSD machine save more than 35% energy compared to normal compressor. Stable pressure delivery controlled the pressure zone with 0.01 Mpa-0.02 Mpa, avoid energy loss under high pressure in the normal type air compressor.





AIRHORSE INTEGRATED TYPE SCREW AIR COMPRESSOR

HOW CAN A COMPRESSED AIR SYSTEM HELP YOU INCREASE PROFITABILITY ?

The answer is really pretty simple: by ensuring that you achieve the highest productivity in your shop while reducing the total cost of ownership to the absolute lowest levels.

✓ ULTIMATE RELIABILITY

AirHorse is so confident in the performance of these compressors, that we offer a choice of extended warranty packages designed to provide you with maximum operating security. Smart integration eliminates leaks and pressure drops, ensuring maximum reliability.

✓ ULTIMATE EFFICIENCY

Delivers more air for less horsepower, saving thousands of dollars per year on energy. Eliminates wasteful unloaded running by cycling the compressor on/off.

✓ ULTIMATE FLEXIBILITY

With a simplified, easy to maintain structure and with long life components, a trouble-free operation is provided. Compact machine design provides minimum working space.

✓ A REVOLUTIONARY ADVANCEMENT

Going far beyond combining the compressor, dryer and filters in one package, smart integration also: Eliminates vulnerable interconnecting piping. Minimizes pressure losses and drops. Integrates the compressor, dryer and filter into an energy-reducing, optimized system. Incorporates the entire supply-side system into one whisper-quiet package, enabling installation virtually anywhere. Provides generous space to promote cooling and to allow unobstructed service.

✓ DRY AND CLEAN COMPRESSED AIR

All Total Air System packages come fully equipped with an integral, energy-saving air treatment center including a high-performance air dryer and filtration pack to remove water, oil and particles from the air stream. All components are perfectly matched to deliver the right air quality to increase air-powered tool and system equipment life.

✓ HIGH-EFFICIENCY COMPONENTS

Setting the Standard in System Design. The Total Air System incorporates only the highest quality components to ensure that both system efficiency and productivity are maximized a high-efficiency compressor room without the hassle, complexity and costs of the traditional compressor room. Total Air System packages come fully equipped with: A high-efficiency rotary screw air compressor. An energy-saving cycling refrigerated air dryer. A high-efficiency coalescing filter. A high-efficiency particulate filter. An integral air receiver storage tank. Integrated compressor and dryer controls. Low pressure drop piping.

✓ BENEFITS ARE VIRTUALLY ENDLESS


Plug-and-play simplicity, eliminates the leading causes of failure in air systems: incorrect sizing and installation. Virtually no install costs, eliminates 80% of install time, material and costs. Integral packaging saves valuable floor space for other uses. Lifetime power savings through highly efficient components. Increased productivity through better air quality. Eliminates water and corrosion resulting in extended tool and equipment life.

TANK MOUNTED SCREW AIR COMPRESSOR (2-IN-1 TYPE)

Model	Motor Power		Free Air Deliver	Free Air Deliver	Discharge Pressure	Tank Volume	Electricity	Weight	Size
	(KW)	(HP)	(m³/min)	(CFM)	(MPA)	(L)	(V/ph/Hz)	(KG)	(mm)
AHB-7A	5.5	7.5	0.75	27	0.8	300	380/3/50	370	1600*600*1300
AHB-10A	7.5	10	1.1	39	0.8	300	380/3/50	380	1600*730*1550
AHB-15A	11	15	1.5	53	0.8	300	380/3/50	420	1600*800*1670
AHB-20A	15	20	2.3	81	0.8	500	380/3/50	490	1650*800*1780

TANK AND DRYER MOUNTED SCREW AIR COMPRESSOR (3-IN-1 TYPE)

Model	Motor Power		Free Air Deliver	Free Air Deliver	Discharge Pressure	Tank Volume	Electricity	Weight	Size
	(KW)	(HP)	(m³/min)	(CFM)	(MPA)	(L)	(V/ph/Hz)	(KG)	(mm)
AHB-7A	5.5	7.5	0.75	27	0.8	300	380/3/50	410	1900*700*1300
AHB-10A	7.5	10	1.1	39	0.8	300	380/3/50	425	1900*730*1520
AHB-15A	11	15	1.5	53	0.8	300	380/3/50	475	1900*700*1630
AHB-20A	15	20	2.3	81	0.8	500	380/3/50	540	2000*800*1800





AIRHORSE REFRIGERATED AIR DRYER

Working Principle: The dryer is divided into three system: heat exchange, refrigeration and electric control system. Compressed air enters the air-air or air-water pre-cooler for removing heat content, then it enters the air or air heat exchanger and being cooled down to a lower temperature. After it enters the evaporator, the air to refrigerant heat reduce the air temperature down to 2-5°C (dew point temp.), the moisture will be condensed into liquid, which will be separated by separator and be drained off by the solenoid drain valve. In the mean time, low temperature air pass through the air to air heat exchanger, then goes to application after reaching designed temperature.

REFRIGERATED AIR DRYER TECHNICAL PARAMETER LIST

MODEL	AH-7.5SG	AH-10SG	AH-15SG	AH-20SG	AH-30SG	AH-50G	AH-60G	AH-75G	AH-100G	AH-120G	AH-150GF	AH-200GF	AH-250GF	AH-300GF	AH-400GF	
Ambient temperature	≤35℃															
Air Inlet temperature	≤60℃															
Cooling mode	Air cooling															
Air flow (m³/min)	1.0	1.5	2.0	2.5	3.8	6.5	7.5	10.5	13.8	16.0	20.0	28.0	30.0	35.0	45.0	
Compressor power (KW)	0.32	0.43	0.51	0.73	0.92	1.38	1.38	1.78	2.57	2.57	2.94	4.4	4.8	5.5	7.35	
Air Inlet pressure (MPa)	0.4-1.0															
Pressure loss (MPa)	≤0.02															
Dew point (℃)	2-5															
Max. pressure	13KG															
Pipe diameter	R1"			R1½"							R3"		PN1.0DN80	PN1.0DN100		
Electricity (V/ph/Hz)	220/1/50										380/3/50					
Size (mm)	L	640	640	700	730	760	900	1020	1200	1200	1200	1400	1400	1580	1730	1980
	W	380	380	390	420	450	500	610	600	600	600	730	730	900	995	995
	H	710	710	730	760	970	1120	990	1120	1270	1270	1350	1350	1760	1840	2025
Net weight (kg)	40	40	50	60	80	110	123	175	202	225	315	421	508	633	860	

REFRIGERATED AIR DRYER & PIPELINE AIR FILTER

AIRHORSE PIPELINE AIR FILTER

Function: The pipeline filter can filter out impurities such as dirt, oil, water, etc. Through the three-stage precision filtration of compressed air filter A, B, C, from coarse to fine, it can effectively remove 99.9% of impurities.

Grade A filter	Filtration impurities 3 micron, oil filtering 5PPM
Grade B filter	Filtration impurities 1 micron, oil filtering 0.5PPM
Grade C filter	Filtration impurities 0.01 micron, oil filtering 0.001PPM

PIPELINE AIR FILTER TECHNICAL PARAMETER LIST

MODEL	AH-007	AH-015	AH-024	AH-035	AH-060	AH-090	AH-120	AH-150	AH-240	AH-300	AH-360
Air flow (m³/min)	1.0	1.5	2.4	3.5	6.0	9.0	12.0	15.0	24.0	30.0	36.0
Connecting size	G¾" ~ 1"	G¾" ~ 1"	G1" ~ 1½"	G1" ~ 1½"	G1" ~ 1½"	G2" ~ 2½"	G2" ~ 2½"	G2" ~ 2½"	PN16DN110	PN16DN110	PN16DN150
Max. pressure	16bar	16bar	16bar	16bar	16bar	16bar	16bar	16bar	12bar	12bar	12bar

ONE-STOP SHOPPING, A COMPLETE SET OF SERVICE



Designing reasonable and economical compressor stations for customers and providing clean compressed air; providing pre-sale consultation, complete machine sales, on-site maintenance, and spare parts supply with high quality and timely service.